




Before the FAFSA

10/26/2023


The FAFSA Opens in December 2023



- 2024 Graduating Seniors
 - High school seniors will complete the 2024-2025 FAFSA Form
 - 2022 Income & Tax info required

- DECEMBER 2023 GRADUATES STARTING COLLEGE IN JANUARY 2024 WILL ALSO NEED TO COMPLETE 2023/2024 FAFSA

What is an FSA ID?



The FSA ID is a username and password used to log in to certain U.S. Department of Education websites, including StudentAid.gov



The FSA ID is a student or parent's legal electronic signature and shouldn't be created or used by anyone else



The FSA ID will be used every year to fill out a FAFSA application

All Students must have a SSN to create an FSA ID

Parents with a SSN

Same Process as Students

Lifetime Usage

Parents without a SSN are able to create an FSA ID

Different Process

Must Create Each Year

Creating an FSA ID

FSA ID



FSA ID = Federal Student Aid ID



Username and password



Student and parent must each create their own

Must have an SSN to create one currently.

Parents without SSN may create IDs in late fall 2023.



FSA IDs will be used every year

Electronically sign FAFSA

Complete student loan paperwork

Login to U.S. Department of Education websites



FSA ID password must be RESET periodically

Keep in Mind!

If a parent has previously created an FSA ID for themselves while attending school or for another child who completed the FAFSA in a prior year, they do not need to create a new FSA ID. They can simply use the one that has already been established.

Things to Keep in Mind

Student/Parent Tips

- Choose an e-mail account you can access easily (Gmail, Yahoo, etc.)
- Don't use a school issued e-mail account
- If username is already taken, choose another
- Don't use your name or date of birth in password
- Select **Show Text** to see what you're typing

Who Needs to Create an FSA ID?

Students

- All students who are filling the FAFSA will need to create an FSA ID

For Married Students:

- Student Spouse
 - ONLY if the student and their spouse DO NOT file taxes together

For Dependent Students:

- For Parents and/or Stepparents who are required to be listed on the FAFSA
 - IF they file tax together, ONLY ONE parent will need to create an FSA ID
 - If they DO NOT file taxes together (including if they are NO-Filers) Both parents/stepparents will need FSA ID's

Create an Account

Whether you're a student, parent, or borrower, you'll need to create your own account to manage the student loan journey.

[Get Started](#)

Already have an account? [Log In](#)

What You Can Use Your Account For

- Filling out the *Free Application for Federal Student Aid (FAFSA®)* form
- Signing your *Master Promissory Note (MPN)*
- Applying for repayment plans
- Completing loan counseling
- Using the *Public Service Loan Forgiveness Help Tool*

What You'll Need

- Social Security number
- Your own mobile phone number and/or email address

Creating an FSA ID at studentaid.gov

Create an Account (FSA ID)

Step 1 of 7

Personal Information

I understand that I'll be required to certify that the information I provide to create an account (FSA ID) is true and correct and that I'm the individual I claim to be.

If I'm not the person I claim to be, I understand that I'm not authorized to proceed and that I should exit this form now. If I provide false or misleading information, I understand that I might be subject to a fine, prison time, or both.

First Name

Middle Initial

Last Name

Date of Birth

Month Day Year

Social Security Number

i Note: A user can only have one account associated with his or her Social Security number.

Cancel

Continue

Creating
an FSA ID at
studentaid.gov

Create an Account

Step 1 of 7

Personal Information

I understand that I'll be required to certify that the information I provide to create an account is true and correct and that I'm the individual who I claim to be.

If I'm not the person I claim to be, I understand that I'm not authorized to proceed and that I should exit this form now. If I provide false or misleading information, I understand that I may be subject to a fine, prison time, or both.

First Name

 ⓘ

Middle Initial

 ⓘ

Last Name

 ⓘ

Date of Birth

Month	Day	Year
<input type="text" value="09"/>	<input type="text" value="07"/>	<input type="text" value="1991"/>

 ⓘ

Social Security Number

 ⓘ

I don't have a Social Security number.

Cancel

Continue

FSA ID: Parent(s) without SSNs*

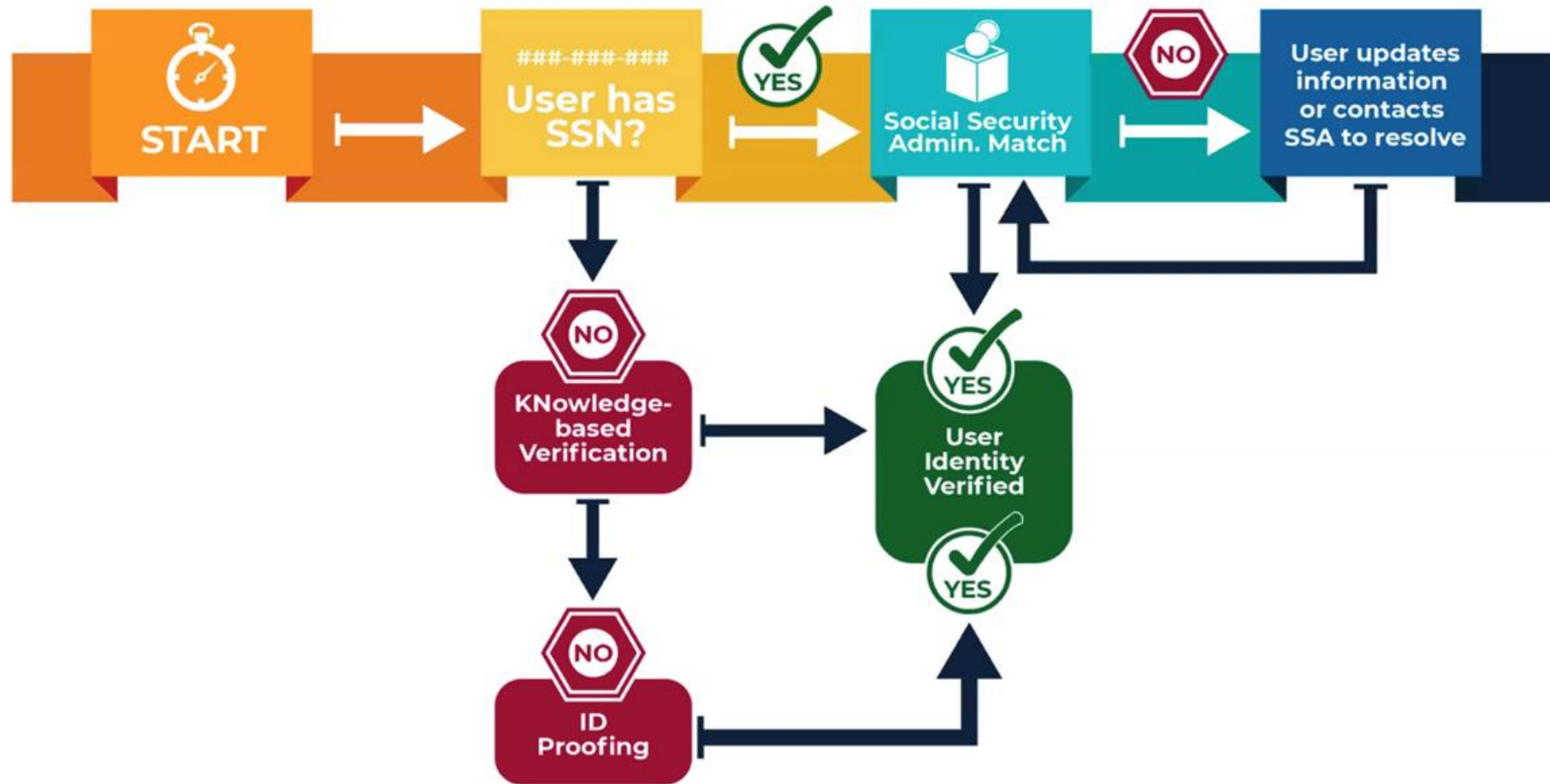
What we know right now:

- Every contributor will be required to create an FSA ID
- Identity verification will be used for:
 - Students who are from Freely Associated States
 - Parents without SSNs
- Users without SSNs they will have the option to answer “knowledge-based identity” questions
 - If successful – FSA ID is authenticated and available to use immediately
- A manual documentation process will be available for those who can't pass “knowledge-based identity” questions

What information we're waiting for:

- What these processes will look like
- The types of knowledge-based questions that will be asked
- The documents FSA will request to confirm identity
- *Students from freely associated states will also need to go through this process to create FSA IDs

Id match & verification flow



Create an Account (FSA ID)

Step 2 of 7

Account Information

Because financial aid agreements are legally binding, you can't create an account for someone else, even another family member. Parents and students must create their own accounts.

Username

✔ Username is available.

Email Address

Confirm Email Address

Password

 Hide Password

✔ Uppercase

✔ Lowercase

✔ Number

✔ 8+ characters

Confirm Password

 Show Password

Previous

Continue

FSA ID
User Name/
Password

Create an Account (FSA ID)

Step 3 of 7

Contact Information

Permanent Address

Address

 ⓘ

City

 ⓘ

State

 ⓘ

ZIP Code

 ⓘ

Mobile Phone Account Access

We strongly recommend setting up your mobile phone for account access. This option helps you gain access to your account if you are locked out, as well as allows your mobile phone to be used for two-step verification.

Mobile Phone

 ⓘ

Confirm Mobile Phone

 ⓘ

Yes, I agree to use my mobile phone for account access.

Alternate Phone Number (Optional)

[+ Add Alternate Phone Number](#)

Previous

Continue

Contact Information



Communication Preferences

Required Communications

The U.S. Department of Education (ED) and its federal student loan servicers will need to send you required communications and documents related to your federal student aid, such as student loan disclosures and interest statements.

I want to receive these communications:

By email



By selecting this option, you agree to receive required communications by email and confirm you have reviewed and agree to FSA's [Terms and Conditions](#).

By postal mail

Optional Communications

ED and its federal student loan servicers want you to feel confident about the financial aid and student loan process. To help with this, we will sometimes send out information about programs you may be eligible for, such as grant programs, student loan forgiveness programs, income-based repayment plans, and more.

I want to receive these communications:

By email

By text message

Language Preference

Your choice lets us know how you would like to view website content once logged in, and what to use for your communications.

Language

English



Previous

Continue

Communication Preferences

Challenge Questions

Challenge questions and answers are used to retrieve your username or password if you forget them or if you need to unlock your account.

Note: Answers are not case-sensitive.

Challenge Question 1

Question

Answer

 Show Answer

Challenge Question 2

Question

Answer

 Show Answer

Challenge Question 3

Question

Answer

 Show Answer

Challenge Question 4

Question

Answer

Previous

Continue

Challenge Questions

Create an Account (FSA ID)

Step 6 of 7

Confirm and Verify

Verify the information you provided for your account below. If there is an error, click "Edit" on the section where the error exists to correct the information.

Personal Information	Edit
NAME	David S Pumpkins
DATE OF BIRTH	10/31/2004
SOCIAL SECURITY NUMBER	***-**-0001
Account Information	Edit
USERNAME	DavidSPumpkins02
EMAIL ADDRESS	DavidSPumpkins123@gmail.com
PASSWORD	*****
Contact Information	Edit
PERMANENT ADDRESS	123 Main Street Phoenix, AZ 85004
MOBILE PHONE	(602) 555-5555

I agree to Federal Student Aid's [Terms and Conditions](#).

Previous

Continue

Review,
Confirm,
Agree to Terms


Create an Account (FSA ID)




Step 7 of 7


Account Recovery

Only a verified email address OR a verified mobile phone number is required, but if you provided both on previous screens, you MUST verify both below.




Verify My Mobile Phone Number

 NOT VERIFIED



Verify My Email Address


 NOT VERIFIED

Previous

Finish

Verification of Email/Phone for Account Recovery

Creating & Using the FSA ID



- Once submitted online, the FSA ID **takes approximately 3-5 days**

Please Note:

FSA ID should be created and verified (i.e. officially processed and matched) in order to successfully complete the FAFSA

- **Highly Recommended** that students/parents create their FSA ID Now, before the FAFSA launched in December 2023


FSA ID/FAFSA – Federal Process

Personal information is matched with other government agencies

- **Social Security Administration**
- Department of Defense
- Department of Justice
- Homeland Security
- Internal Revenue Service
- Veterans Affairs
- National Student Loan Data System (NSLDS)

FSA ID Tips

- Students and Parents with SSNs can create their FSA ID right now
- **Best Practice:**
Have seniors create their FSA during an English class or Government course
- Remind students to take a picture or save their FSA ID information in a safe place
- Have seniors help parent(s) create FSA ID
 - ü Must have FSA ID for only one parent if they are separated or divorced from other parent OR if parents are married and filed JOINT FEDERAL TAX RETURN IN 2022
 - ü Unmarried parents living together, or parents who filed two different tax returns in 2022 regardless of marital status, MUST EACH HAVE FSA ID



IRS Direct Data Exchange

The IRS Direct Data Exchange relies on FSA ID to verify identity

- **Only users who successfully log into FAFSA with FSA ID can consent to IRS Data Exchange**
- **Consent must be given for FAFSA to be processed**
- **If consent is NOT GRANTED by student and applicable parent(s), student is INELIGIBLE for federal student aid**
- **Additional discussion in FAFSA 101!**

FAFSA Resource

- Steps to Create the FSA ID
- Helpful tips



THE FIRST STEP TO FINANCIAL AID

CREATING AN FSA ID

The Federal Student Aid Identification, also called the FSA ID, is the first step to completing your FAFSA. It is a username and password that students and parents create to access the FAFSA and electronically sign the form.

For Students and Parents with a Social Security Number

STEPS TO CREATE AN FSA ID

VISIT: [STUDENTAID.GOV/FSA-ID/CREATE-ACCOUNT/LAUNCH](https://studentaid.gov/fsa-id/create-account/launch)

- 1 Click "Get Started"
- 2 Enter Personal Information
- 3 Create Username and Password
- 4 Verify your Email Address
- 5 Complete Challenge Questions
- 6 2-Step Verification
- 7 Review and Submit
- 8 Make sure to write down or take a picture of your FSA ID username and password as a reminder!
- 9 Repeat the process to have your parent create an FSA ID, too! They will need to input their information and a separate email address.

PLEASE NOTE: If your parent(s) do not have Social Security Numbers, they cannot create FSA IDs at this time, but they will be able to do so later this fall. More information on this process to come!

HELPFUL TIPS



To ensure ongoing access to your email account beyond high school, please avoid using your school email address. Instead, create and use a personal email address, such as one from Gmail or Yahoo, to guarantee continued access to your account after graduation.

Remember to securely store your username and password for future reference. You can either save this information on your cell phone or in a safe location to ensure easy access when needed. Never share your username or password.

Can I edit my FSA ID? Yes. If your personal information changes or you would like to update anything on your account, you can make changes by logging in at studentaid.gov and selecting "settings" under your account information.

What if I forget my FSA ID username or password? You can retrieve your username or reset your password by having a secure code sent to your phone/email. You may also answer your challenge questions, but this option comes with a 30-minute waiting period before you can use your account again.

Additional Resources

		
Text Benji	Arizona FAFSA Hotline	Schedule an Appointment
<p>Benji is Arizona's free digital FAFSA assistant. Text "Hi Benji" to 602-786-8171 to wake Benji up and get your questions about FAFSA and financial aid answered.</p>	<p>Students and families can call the Arizona FAFSA Hotline between 8 a.m. and 5 p.m. Monday through Friday for free support with FAFSA completion, college applications and next steps for enrollment.</p>	<p>Students and families can schedule a one-on-one appointment with a local FAFSA expert. All appointments take place virtually via Zoom, Google Meet or Microsoft Teams.</p>
Text Now	Call Now	Schedule

Federal Student Aid Information Center (FSAIC)

Toll Free 1-800-433-3243

IM Chat

English & Spanish options



Q&A

2023 AZ FAFSA Kick-off and AzCAN Launch



Join us for the 5th Annual FAFSA Kick-off and AzCAN launch event, hosted by the Arizona FAFSA Coalition as we gear up for the upcoming FAFSA season!

This **FREE** event will feature distinguished state and national speakers and informative breakout sessions on the latest FAFSA updates. Breakfast, lunch and free parking will be provided.

This event is tailored for high school counselors, college and career specialists, educators, and college access professionals. Gain the essential skills and knowledge required to skillfully guide students and families through the new FAFSA form process, ensuring their access to helpful financial aid resources. You will also have the opportunity to explore the value and benefits of AzCAN.

[REGISTER HERE](#)



DATE

Friday, December 1, 2023

TIME

8:30 a.m. – 2 p.m.

LOCATION

ASU West Campus
4701 W. Thunderbird Rd.
Glendale, AZ 85306

COST

Free. Breakfast, lunch
and parking are provided.

QUESTIONS

For any questions please contact
Julie.Sainz@azregents.edu or
jmurphy@educationforwardarizona.org

Scan to Register!



This FREE event will include:



The latest 2024-25 FAFSA
Updates and Resources



State and National
Guest Speakers



Professional Development
Opportunities and Networking



Informative FAFSA and
College-Readiness
Breakout Sessions

Contact Information

Diana Mateer

Advisor, Financial Aid Manager

PH: (602) 261-8847

CELL: (602) 489-0965

Diana.mateer@phoenix.gov

Julie Sainz

Julie.Sainz@azregents.edu

